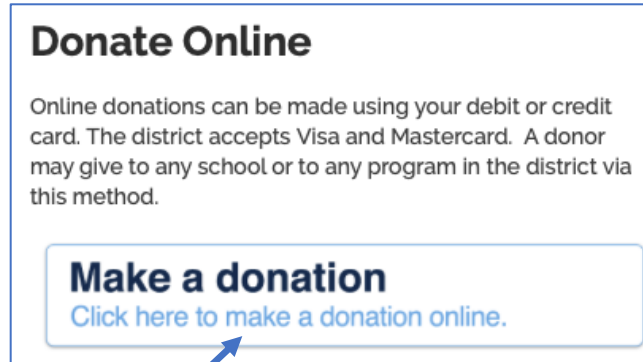


Richmond Scholarship Bike Ride

Donation Instructions


- 1) Visit the Richmond School District website – Donations
<https://www.sd38.bc.ca/Pages/donations.aspx#/=>



- 2) Click 'Make a donation'
- 3) Enter the donation amount
Select a Fund Destination: 'District Scholarship Fund'


Gift Information

I would like to make a donation of: \$20 \$50 \$100 \$250 \$500 \$1000 Other Amount:

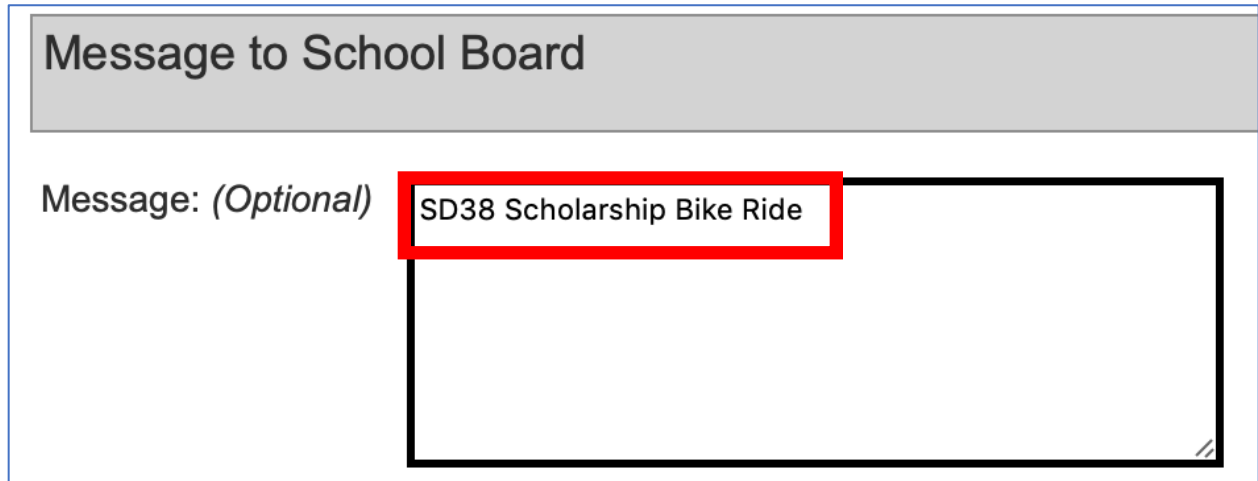
Fund Destination: 

- 4) Tribute Information: Leave this field blank → 'Not a tribute gift'

Tribute Information

This gift is: 

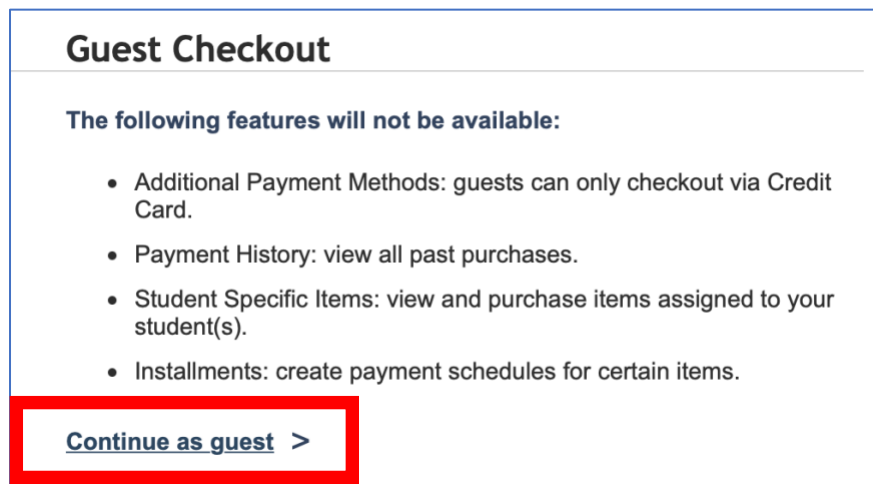
- 5) In the 'Message to School Board' section, type: 'SD38 Scholarship Bike Ride'. This will ensure the donation goes to the correct account.



Message to School Board

Message: *(Optional)* SD38 Scholarship Bike Ride

- 6) Select 'Add to Cart'
- 7) Review the information and select 'Continue'
- 8) To make a donation using a credit card, click 'Continue as Guest'



Guest Checkout

The following features will not be available:

- Additional Payment Methods: guests can only checkout via Credit Card.
- Payment History: view all past purchases.
- Student Specific Items: view and purchase items assigned to your student(s).
- Installments: create payment schedules for certain items.

[Continue as guest >](#)

- 9) Enter the required information and click 'Continue'. After the payment has been processed a donation receipt will appear on screen for printing. A copy can also be emailed to you.